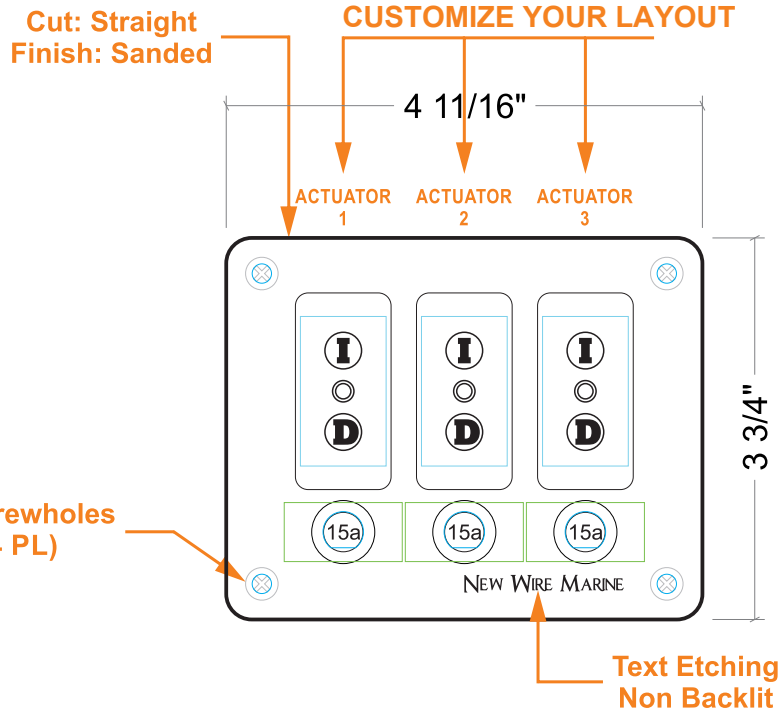
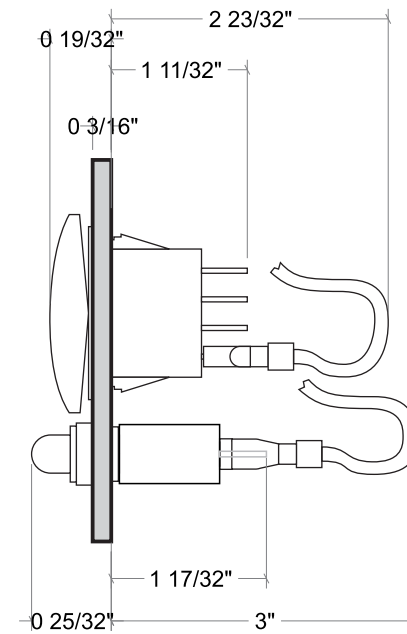


- KEY**
- Blue Cut through
 - Green Components, behind
 - Black Components, front
 - Orange Callouts, Notes
 - Latching, Rear
 - ON Latching
 - (ON) Momentary
 - ⊗ Pan Head
 - ⊙ Countersink
 - ⊕ Drill In Accordance With Customer Template

CUSTOM DASH
NEW WIRE
 PANELS
 4695 Franchise St.
 (843) 297-8348
 sales@newwiremarine.com



SIDE VIEW



NWM Part #:	NWM1132	
NWM SKU:		
Designed:	Name:	Date:
Drawn:		
Approved:		

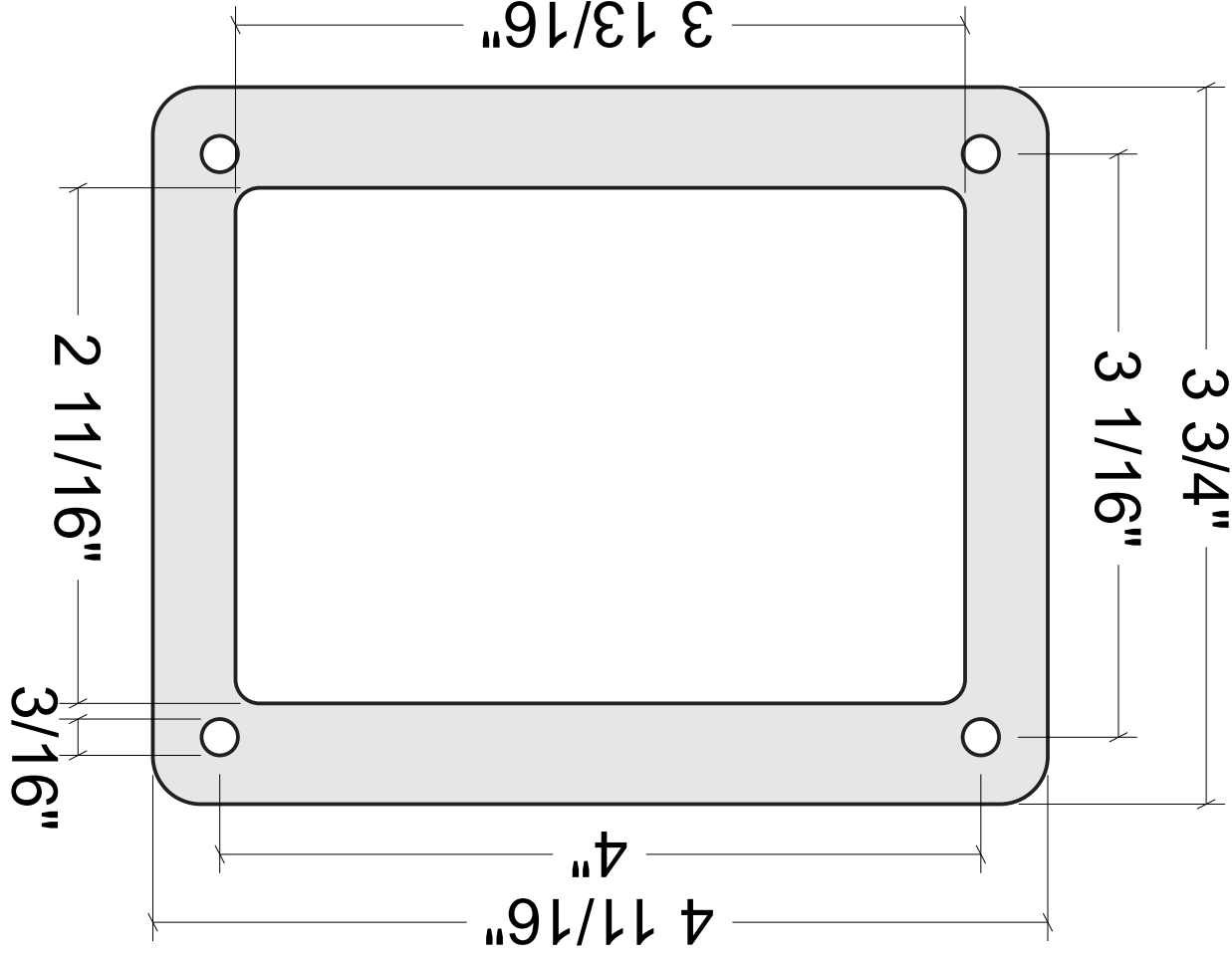
DRAWINGS MAY NOT BE TO SCALE



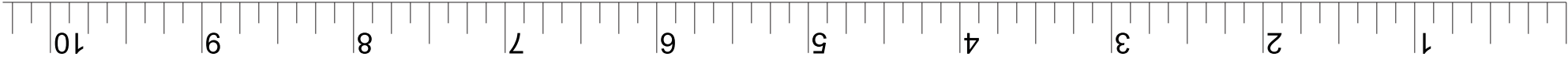
REVISIONS	REV	DATE		



4695 Franchise St.
Charleston, SC 29418
(843) 297-8348
sales@newwiremarine.com



Test against ruler to ensure proper size



Part #	NWM1132
Rev #	1
Rev Date	09/18/24

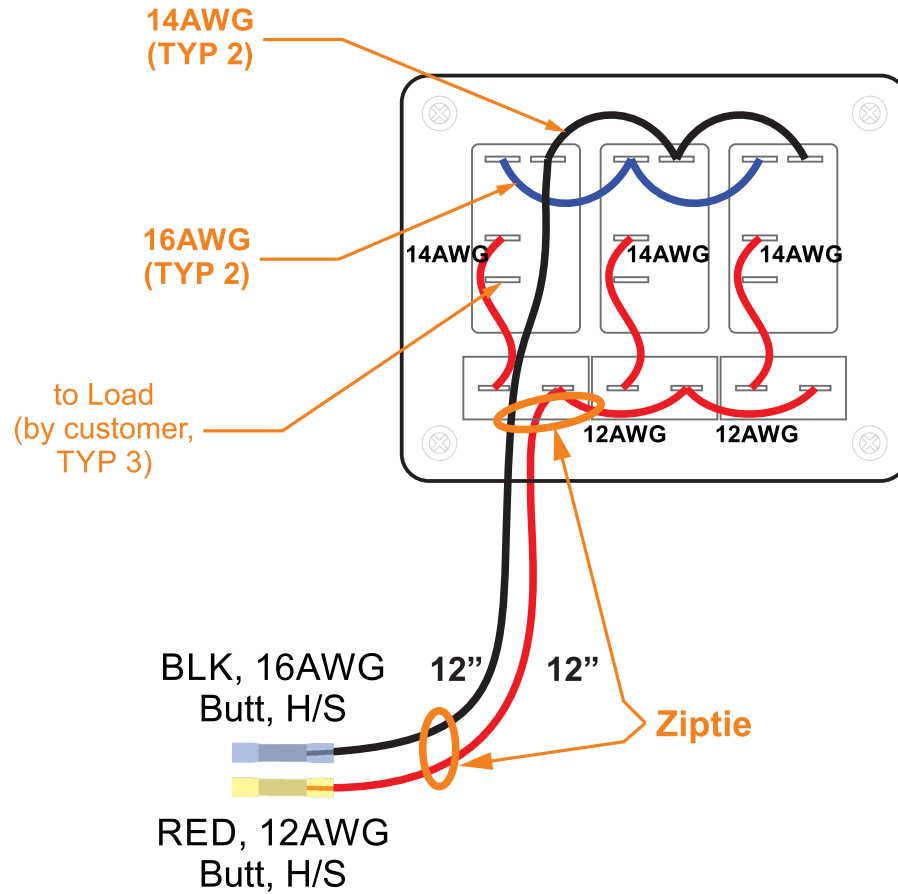
Drawing printed to scale on standard 8.5"x11" paper

- KEY**
- Blue Cut through
 - Green Components, behind
 - Black Components, front
 - Orange Callouts, Notes
 - Yellow Pocket, Rear
 - ON Latching
 - (ON) Momentary
 - ⊙ Pan Head
 - ⊙ Countersink
 - ⊙ Drill In Accordance With Customer Template



4695 Franchise St.
Charleston, SC 29418
(843) 297-8348
sales@newwiremarine.com

Viewed from Rear



DRAWINGS MAY NOT BE TO SCALE

SWITCH TYPE



Warm White
Backlit
20a Max Rating

REVISIONS

REV	DATE	DESCRIPTION	INT

NWM Part #:	NWM1132	
NWM SKU:		
Designed:	Name:	Date:
Drawn:		
Approved:		