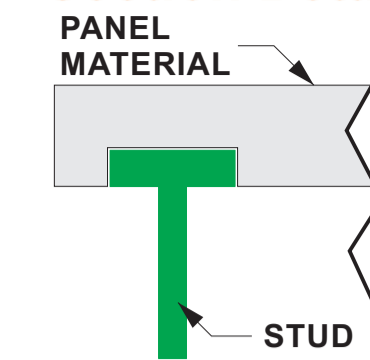




DESIGN KEY

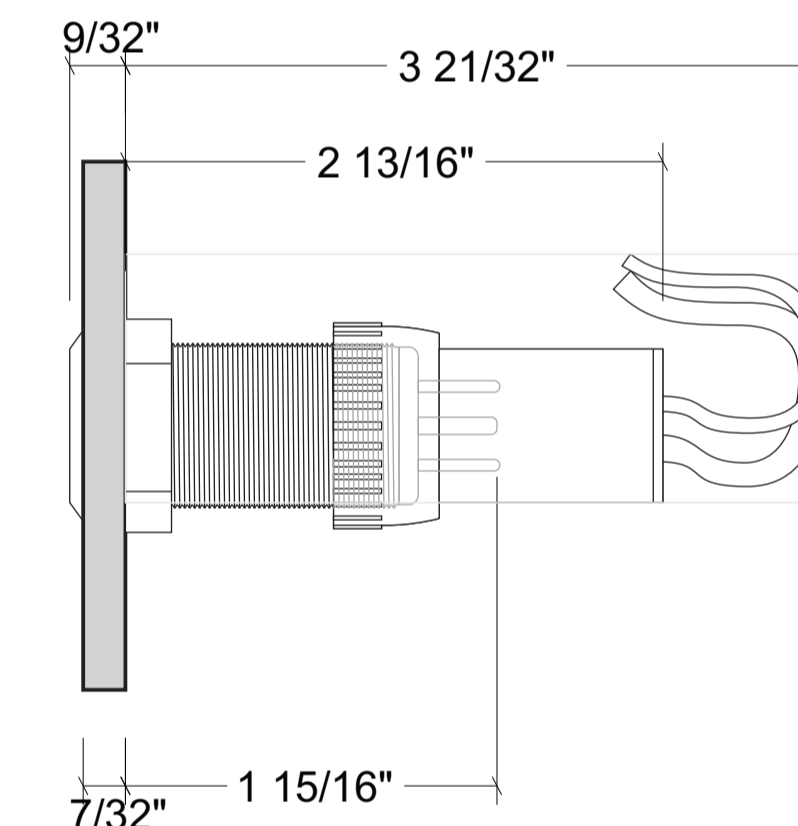
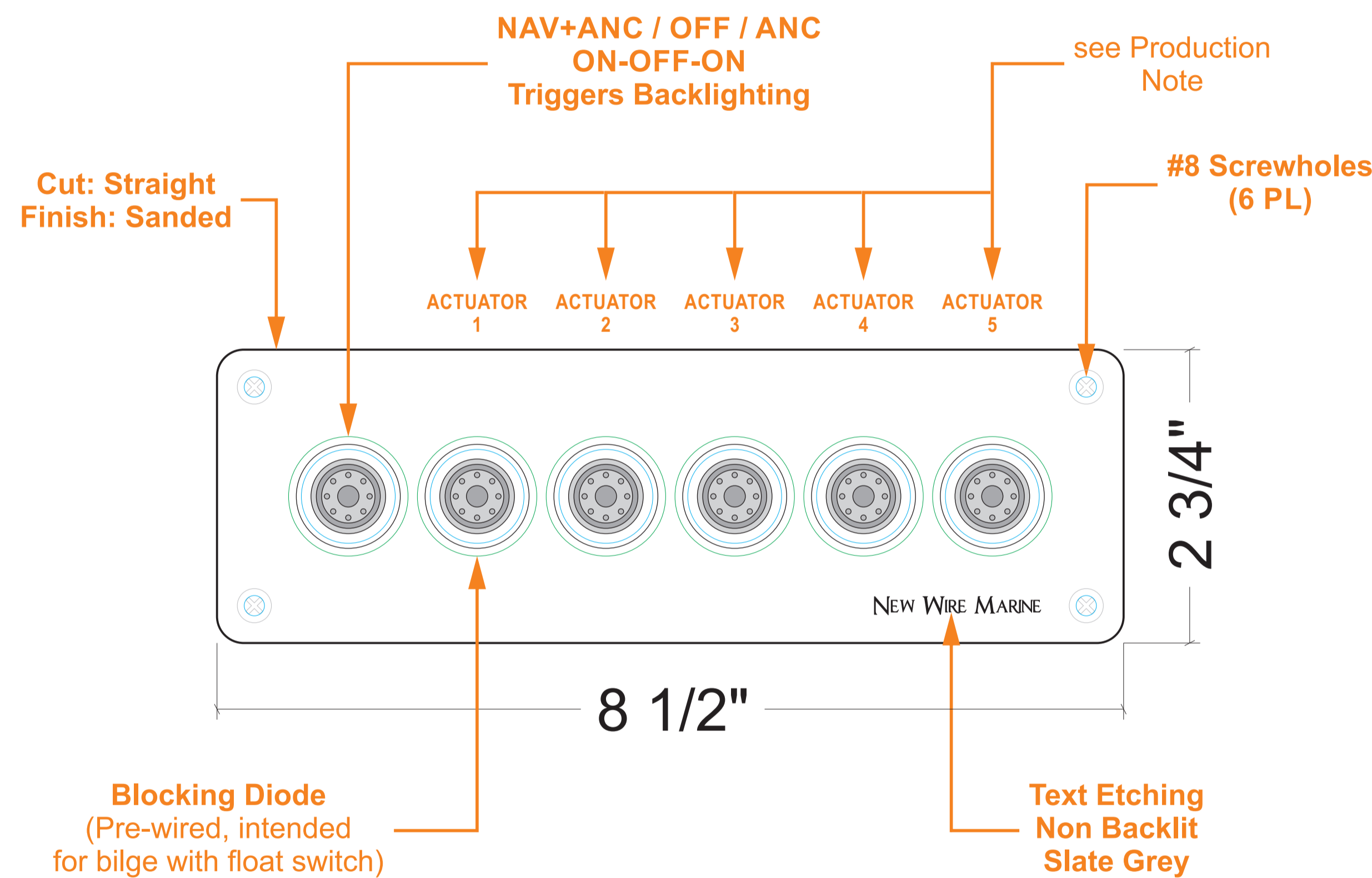
- Blue Indicates a Cut through panel
 - Green Indicates there is Component on the back of panel
 - Black Indicates there is Component on the front of panel
 - Orange Indicates "Callouts" or "Notes" regarding the drawing
 - Yellow Indicates a Pocket on the back of the panel
- All Switch Types without callouts are ON-OFF
 - ON Indicates a Switch that is latching (stays on without holding)
 - (ON) Indicates a Switch that is momentary (stays on only if held in position)
 - ⊙ Indicates a Pan Head through hole
 - ⊗ Indicates a Countersink through hole

Section Detail




RESERVATIONS / ISSUES

None



Customer:	NWM
Part #:	
Panel Color:	LuxMatte
Core Color:	Black
Thickness:	1/4" LuxMatte



WIRING

Wiring Package: Fully Wired

Voltage Rating: 12V

Options: H/S

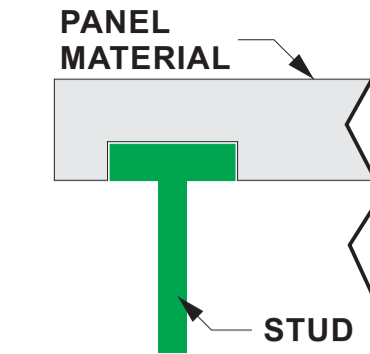
(See additional wiring details above)

PRODUCTION CALLOUTS		
<p>CUT & FINISH</p> <p>Cut: Straight</p> <p>Finish: Sanded</p> <p>Fitment: <input type="checkbox"/> Yes <input checked="" type="checkbox"/> No</p>	<p>ETCHING</p> <p><input checked="" type="checkbox"/> Panel <input type="checkbox"/> INS</p> <p>Type: CO2</p> <hr/> <p>STUDS</p> <p><input type="checkbox"/> Yes <input checked="" type="checkbox"/> No</p> <p>Type: _____</p> <p>QTY: _____</p>	<p>QA</p> <p>No Items</p>
		<p>Shipped Loose:</p> <p>See Invoice</p>

DESIGN KEY

- Blue Indicates a Cut through panel
 - Green Indicates there is Component on the back of panel
 - Black Indicates there is Component on the front of panel
 - Orange Indicates "Callouts" or "Notes" regarding the drawing
 - Yellow Indicates a Pocket on the back of the panel
- All Switch Types without callouts are ON-OFF
 - ON Indicates a Switch that is latching (stays on without holding)
 - (ON) Indicates a Switch that is momentary (stays on only if held in position)
 - ⊕ Indicates a Pan Head through hole
 - ⊗ Indicates a Countersink through hole

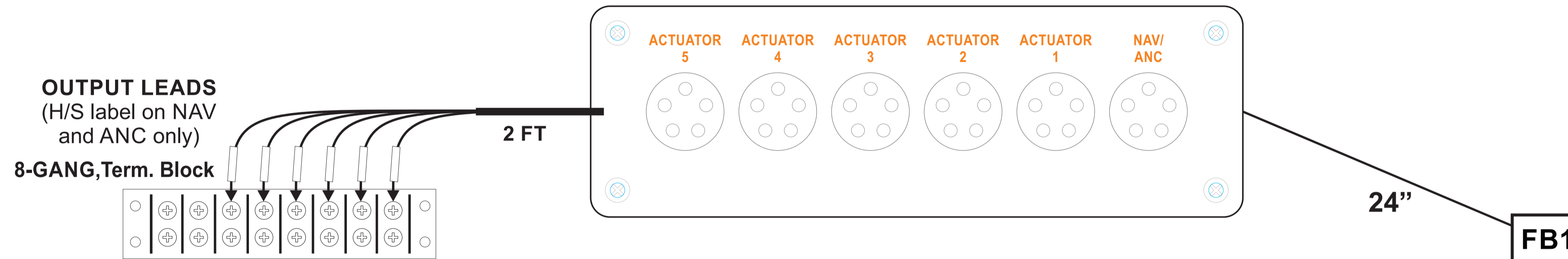
Section Detail



RESERVATIONS / ISSUES

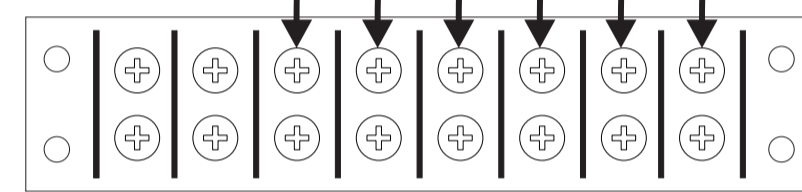
None

REAR VIEW (NTS)



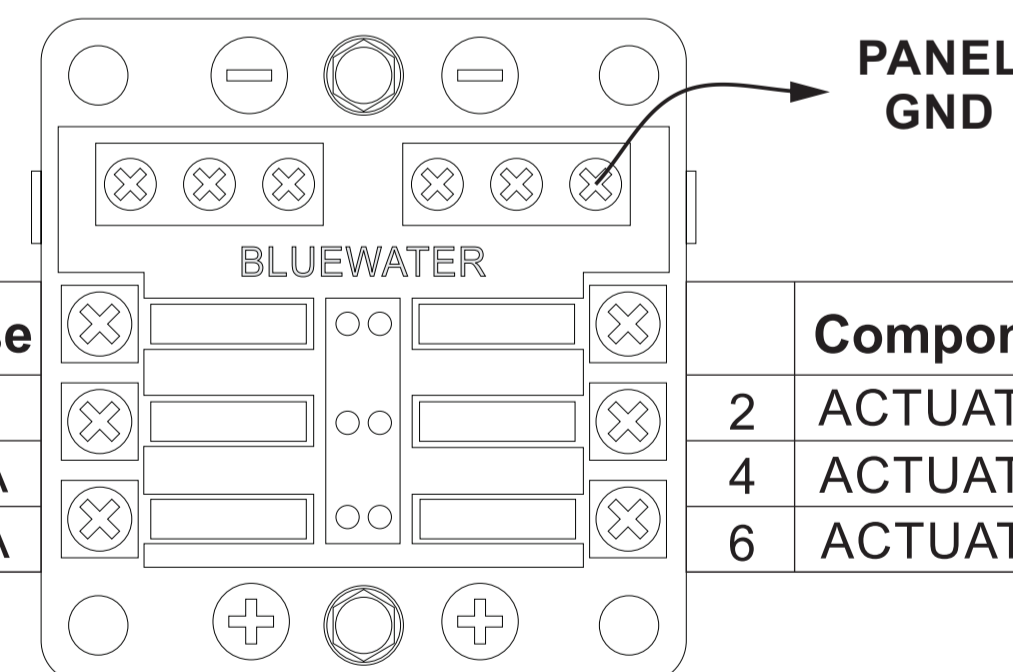
OUTPUT LEADS
 (H/S label on NAV and ANC only)

8-GANG, Term. Block



- ACTUATOR 5 (ORG, 14AWG)
- ACTUATOR 4 (PUR, 14AWG)
- ACTUATOR 3 (GRN, 14AWG)
- ACTUATOR 2 (TAN, 14AWG)
- ACTUATOR 1 (BRN, 14AWG)
- ANC (GRY, 14AWG)
- NAV (GRY, 14AWG)

FB1 - Fuse Block 6-Gang



INPUT LEADS
 (H/S label on NAV and ANC only)

	Component	AWG	Color	Fuse
1	NAV/ANC	14	GREY	5A
3	ACTUATOR 2	14	TAN	15A
5	ACTUATOR 4	14	PUR	10A

	Component	AWG	Color	Fuse
2	ACTUATOR 1	14	BWN	20A
4	ACTUATOR 3	14	GRN	15A
6	ACTUATOR 5	14	ORG	10A

INPUT LEADS

Customer: NWM
 Part #: NWM1198

WIRING

Wiring Package: Fully Wired
 Voltage Rating: 12V
 Options: H/S

(See additional wiring details above)



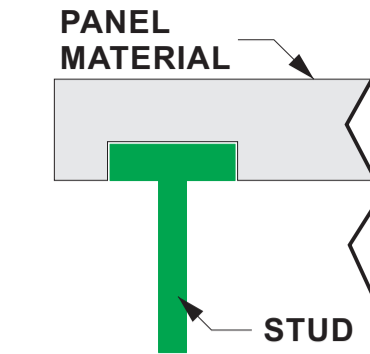


4695 Franchise St.
Charleston, SC 29418
(843) 297-8348
sales@newwiremarine.com

DESIGN KEY

- Blue Indicates a Cut through panel
 - Green Indicates there is Component on the back of panel
 - Black Indicates there is Component on the front of panel
 - Orange Indicates "Callouts" or "Notes" regarding the drawing
 - Yellow Indicates a Pocket on the back of the panel
- All Switch Types without callouts are ON-OFF
 - ON Indicates a Switch that is latching (stays on without holding)
 - (ON) Indicates a Switch that is momentary (stays on only if held in position)
 - ⊙ Indicates a Pan Head through hole
 - ⊗ Indicates a Countersink through hole


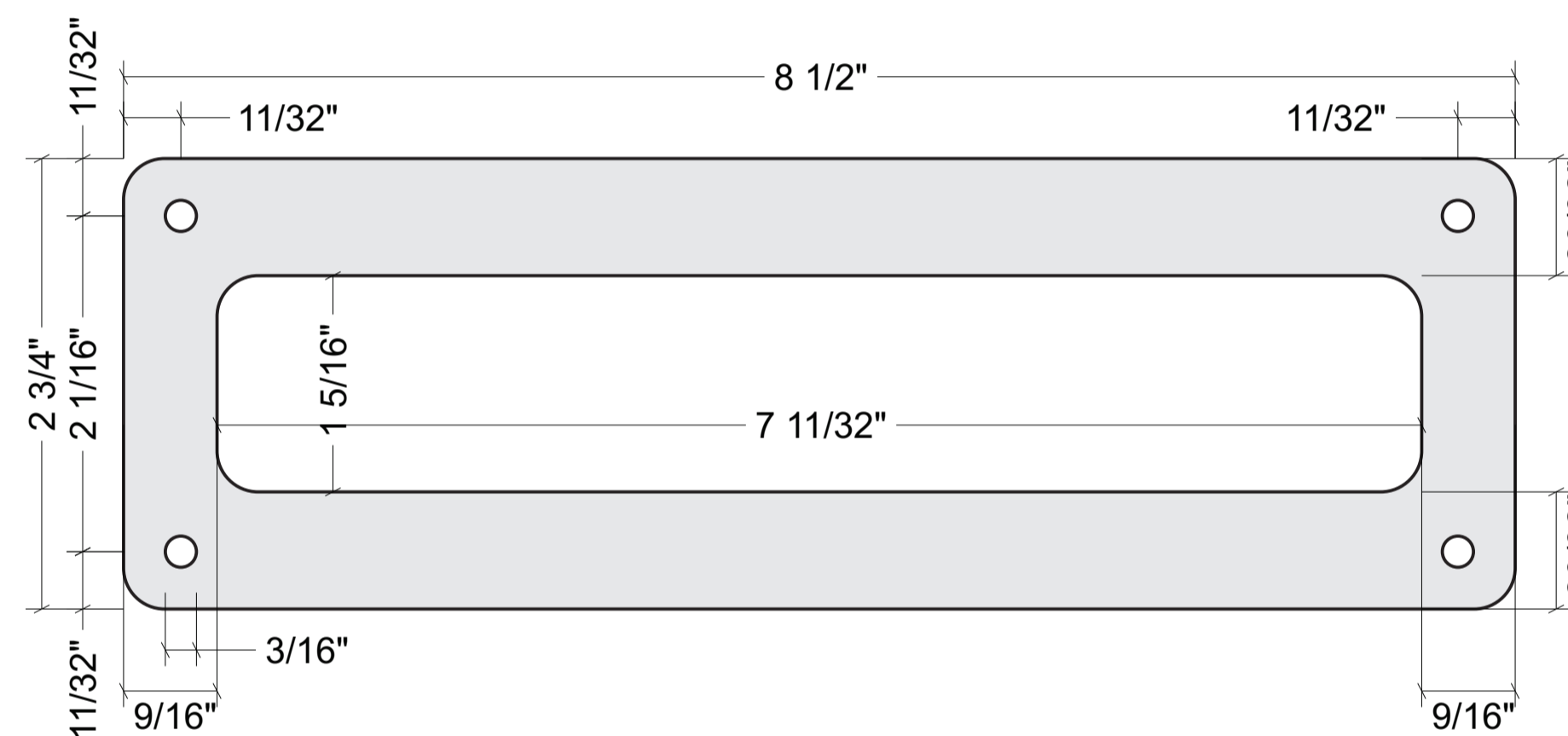
Section Detail



RESERVATIONS / ISSUES

None

Mounting Template



Customer: NWM
 Part #:
 Panel Color: Clear
 Core Color: Clear
 Thickness: .005" Plastic Template

MATERIAL

